

TOOLTECH® XPERT

WATERPROOFING AND XPS SYSTEM



INSTALLATION | UNDERLAYMENT | ACCESSORIES



TOOLWAY

Head Office: 1-280 Hunter's Valley Road, Woodbridge, ON, Canada L4H 3V9 | Phone: (905) 326-5450 | Fax: (905) 326-5451
Montreal: 1868 Blvd. Des Sources, Suite 115, Pointe-Claire, QC, Canada H9R 5R2 | Phone : (514) 630-5130 | Fax: (514) 695-1761

UNCOUPLING MEMBRANE

PROVIDES WATERPROOFING AND VAPOR CONTROL

The Tooltech® Xpert Uncoupling Membrane is specially designed to neutralize any tile movement by transferring the load from the tile to the substrate. This prevents tiles from shifting or flexing which may lead to premature cracking. It is safe to use with any ceramic or stone tiles.


Easy installation with unmodified thin-set mortar.

For commercial and residential use.

Uses: Uncouple the tiling layer from the substrate, underlayment, vapour management & load distribution.

FEATURES

- Thickness: 3 mm
- Weight / SQM : 0.65 kg
- Color: Blue
- Material: polyethylene (PE) film; polypropylene (PP) nonwoven
- Waterproof



Used in ceramic or stone tile installation



ITEM #	DESCRIPTION	SIZE	SQ. FT. / ROLL
110510	Uncoupling Membrane	1 m x 10 m (40" x 33')	108 sq.ft. / Roll
110511	Uncoupling Membrane	1 m x 30 m (40" x 98')	323 sq.ft. / Roll



UNCOUPLING MEMBRANE FLOOR HEATING

PROVIDES WATERPROOFING AND VAPOR CONTROL

The Tooltech® Xpert Uncoupling Membrane Floor Heating is specially designed to neutralize any tile movement by transferring the load from the tile to the substrate while also providing channels for in-floor heating systems. This prevents tiles from shifting or flexing which may lead to premature cracking. It is safe to use with any ceramic or stone tiles.


Uses: Uncouple the tiling layer from the substrate, underlayment, vapour management & load distribution.

Compatible with wire cable up to 4 mm.



FEATURES

- Roll Size: 1 m x 10 m (40" x 33')
- Thickness: 5.8±0.2 mm
- Weight / SQM: 1 kg
- Color: Blue
- Material: HDPE membrane+pp textile
- Waterproof
- Covers 108 sq.ft. / Roll



For use with underfloor heating Cables



110520

INSIDE CORNERS



PROVIDES WATERPROOFING AND VAPOR CONTROL

The Tooltech® Xpert Nonwoven Membrane is designed for wet areas such as showers, laundry rooms and counter tops.

Use as underlayment & vapour management.
Pre-formed waterproofing inside corners.

Ensures a water tight shower on all inside corners.

Installs easily with modified thinset.


Use on all corners on floors and walls.



FEATURES

- Size: 14 cm x 6 cm
- Color: Blue
- Material: HDPE membrane+pp textile
- Waterproof

110526



OUTSIDE CORNERS

PROVIDES WATERPROOFING AND VAPOR CONTROL

The Tooltech® Xpert Nonwoven Membrane is designed for wet areas such as showers, laundry rooms and counter tops.


Use as underlayment & vapour management.

Pre-formed waterproofing outside corners.

Ensures a water tight shower on all outside corners.

Installs easily with modified thinset.


Use on all corners on floors and walls.



FEATURES

- Size: 14 cm x 6 cm
- Color: Blue
- Material: polyethylene (PE) film;
polypropylene (PP) nonwoven
- Waterproof

110527





PIPE COLLARS

PROVIDES WATERPROOFING AND VAPOR CONTROL


The Tooltech® Xpert Nonwoven Membrane is designed for wet areas such as showers, laundry rooms and counter tops.

Use as underlayment & vapour management.

Prefabricated unit design specially for waterproof protection of pipe protrusions.

Size: 20 cm fabric diameter with rubber pipe collar of 20 mm inside and 23 mm outside.

Installs easily with modified thinset.



FEATURES

- Rubber diameter: 20/23 mm
- Outer Diameter: 20 cm
- Color: Blue
- Material: polyethylene (PE) film; polypropylene (PP) nonwoven
- Waterproof

110528

MIXING VALVE SEAL

PROVIDES WATERPROOFING AND VAPOR CONTROL

The Tooltech® Xpert Nonwoven Membrane is designed for wet areas such as showers, laundry rooms and counter tops.

Designed to seal protrusions through the Tooltech® Xpert Nonwoven membranes.

Use as underlayment & vapour management.

Prefabricated unit design specially for waterproof protection of pipe protrusions.

Size: 25 cm fabric diameter with rubber mixing valve seal of 100 mm inside and 11 cm outside.

Installs easily with modified thinset.



FEATURES

- Rubber diameter: 11 cm
- Outer Diameter: 25 cm
- Color: Blue
- Material: polyethylene (PE) film; polypropylene (PP) nonwoven
- Waterproof

110529

NONWOVEN MEMBRANE

PROVIDES WATERPROOFING AND VAPOR CONTROL



The Tooltech® Xpert Nonwoven Membrane is designed to prevent the ingress of water into foundations, roofs, walls, basements and shower/tub surrounds. Ideal for wet areas such as showers, laundry rooms and counter tops.

Use as underlayment & vapour management.

Installs easily with modified thinset.

For commercial and residential use.

Can be used with all other waterproofing products.

FEATURES

- Color: Blue
- Insulating
- Flexible
- Material: polyethylene (PE) film; polypropylene (PP) nonwoven
- Waterproof



Waterproofing the shower base and walls ▶



ITEM #	DESCRIPTION	SIZE
110516	Nonwoven Membrane	1 m x 5 m (40" x 18')
110517	Nonwoven Membrane	1 m x 10 m (40" x 33')
110518	Nonwoven Membrane	1m x 20m (40" x 72')



FABRIC BAND -/125 10M

PROVIDES WATERPROOFING AND VAPOR CONTROL

The Tooltech® Xpert Nonwoven Membrane is designed to prevent the ingress of water into foundations, roofs, walls, basements and shower/tub surrounds. Ideal for wet areas such as showers, laundry rooms and counter tops.


Ensures a fully water-tight seal preventing leaks and mold growth.

Designed to be used with Nonwoven Membranes (110516-110518) to seal the seams.

Installs easily with modified thinset.



For bathroom wall and floor insulation



FEATURES

- 10mil thick
- Color: Blue
- Material: polyethylene (PE) film; polypropylene (PP) nonwoven
- Waterproof

ITEM #	DESCRIPTION	SIZE
110535	Fabric Band -/125 10M	5" x 33' (12.5cm x 10m)
110536	Fabric Band -/125 30M	5" x 98' 5" (12.5 cm x 30 m)


DRAIN FLANGE

PROVIDES WATERPROOFING AND VAPOR CONTROL

The Tooltech® Xpert Nonwoven Membrane is designed to prevent the ingress of water into foundations, roofs, walls, basements and shower/tub surrounds. Ideal for wet areas such as showers, laundry rooms and counter tops.

Use as underlayment & vapour management.

Installs easily with modified thinset.



188053

FEATURES

- Flange Diameter: 17" (432 mm)
- Depth: 3/4" (19.05 mm)
- Color: Blue
- Material: polyethylene (PE) film; polypropylene (PP) nonwoven
- Waterproof

TOOLTECH® XPERT

XPS FOAM TILE BACKER BOARD



Tooltech® Xpert XPS Tile Foam Backer Boards are the newest solution to creating watertight surrounds, replacing cumbersome traditional cement backers. Thanks to its XPS core, fiberglass reinforced design and cement coating, the foam boards provide outstanding thermal insulation and waterproofing properties. With multiple prefabricated styles and sizes to choose from, these boards are perfect for custom designs, reducing the installation time significantly. Rated for indoor and outdoor applications, their lightweight construction also makes them easy to transport and install. Can be used under ceramic tiles, wood floors, heating systems and structural framing in bathrooms, kitchens and basements.

TECHNICAL PERFORMANCE

PROPERTY	ASSESSED TO	RATING
XPS foam Density	DIN53420	33±0.02KG/m3
Thermal Conductivity	EN12167	0.033W/m.k
Compressive Strength(10% deflection)	EN826	300Kpa(30 tonnes/m3)
Flexural Strength	ASTM C203	0.3±0.02Mpa
Water Absorption (2-days immersion)	ISO2896	0.2% by volume
Water Absorption (Capillary)	ISO2896	Zero
Water Vapour Diffusion Resistivity(μ)	DIN52615	100-225μ
Water Vapour Permeability	ASTME-96	0.028ng/Pa.m.s
Maximum Tile Loading Weight	CREAN121107	62kg/m2
Flammability	EN13501	Class E
Impact Sound Reduction	BS-ISO10140	dlw=21
EU controlled substances	N/A	None



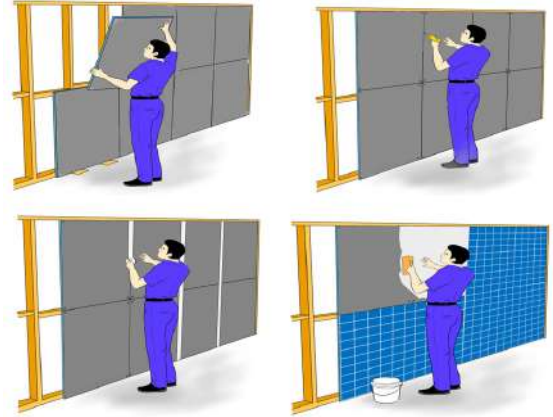
XPS FOAM TILE BACKER BOARD

PROVIDES WATERPROOFING AND VAPOR CONTROL


Tooltech® Xpert XPS Foam Boards are an innovative underlayment for ceramic tiles, wood floors, heating systems and structural framing in bathrooms, kitchens and basements. They provide outstanding thermal insulation and waterproofing properties while their lightweight construction also makes them easy to transport and install.

BENEFITS:

- 100% waterproof. Made of HCFC free XPS foam.
- High-rigidity and durability.
- Creates a close bond to any tiling walls or floors.
- Available in various thickness and sizes.
- Compatible with multiple substructures.
- Provides thermal insulation to reduce energy bills.
- Vapor retardant against mildew.
- Lightweight, easy to handle and cuts with utility knife.



For bathroom wall and floor insulation ►



ITEM #	DESCRIPTION	SIZE THICKNESS
110550	2PC XPS Foam Tile Backer Board	2 x 8' 2"
110551	10PC XPS Foam Tile Backer Board	2 x 4' 1/8"
110552	5PC XPS Foam Tile Backer Board	3 x 5' 1/2"
110553	5PC XPS Foam Tile Backer Board	4 x 8' 1/2"

TOOLTECH® XPERT

XPS FOAM LINEAR DRAIN SHOWER TRAY




Tooltech® Xpert XPS Foam Trays have a pre-sloped surface which can be tiled over immediately. This makes them quick and easy to install without the need to level, reducing installation time significantly.

They are 100% waterproof, mold proof, lightweight yet strong.

BENEFITS:

- 100% waterproof.
- Made of XPS Foam.
- High-rigidity and durability.
- Creates a close bond to any tiling walls or floors.
- Compatible with multiple substructures.
- Vapor retardant against mildew.
- Lightweight and easy to handle and cuts with utility knife.
- Pre-sloped design for drainage.





XPS FOAM LINEAR DRAIN SHOWER TRAY

DESIGNED FOR CURBLESS SHOWER INSTALLATION




Accommodates the installation of the drain shower.

Uses: Uncouple the tiling layer from the substrate, underlayment, vapour management & load distribution.

FEATURES

- Size: 5 x 5'
- Thickness: 1½"
- Waterproof
- Pressure Stable
- Insulating
- Material: XPS Foam Board




XPS FOAM PERIMETER
LINEAR DRAIN SHOWER
TRAY

110540

FEATURES

- Size: 6 x 5'
- Thickness: 1½"
- Waterproof
- Pressure Stable
- Insulating
- Material: XPS Foam Board




XPS FOAM PERIMETER
LINEAR DRAIN SHOWER
TRAY

110541

FEATURES

- Size: 5 x 5'
- Thickness: 1½"
- Waterproof
- Pressure Stable
- Insulating
- Material: XPS Foam Board




XPS FOAM CENTER
LINEAR DRAIN SHOWER
TRAY

110542

FEATURES

- Size: 6 x 5'
- Thickness: 1½"
- Waterproof
- Pressure Stable
- Insulating
- Material: XPS Foam Board



XPS FOAM CENTER
LINEAR DRAIN SHOWER
TRAY

110543

XPS FOAM ROUND CENTER DRAIN SHOWER TRAY KIT

PROVIDES WATERPROOFING AND VAPOR CONTROL




Accommodates the installation of the drain shower.

Uses: Uncouple the tiling layer from the substrate, underlayment, vapour management & load distribution.

FEATURES

- Size: 5 x 5'
- Thickness: 3/4"
- Waterproof
- Pressure Stable
- Insulating
- Style: Grill Grid



110545


XPS FOAM ROUND CENTER DRAIN SHOWER TRAY KIT

Accommodates the installation of the drain shower.

Uses: Uncouple the tiling layer from the substrate, underlayment, vapour management & load distribution.

FEATURES

- Size: 5 x 5'
- Thickness: 3/4"
- Waterproof
- Pressure Stable
- Insulating
- Style: Grill Grid



110544



SQUARE SHOWER DRAIN GRID WITH FLANGE

PROVIDES WATERPROOFING AND VAPOR CONTROL


The Tooltech® Xpert Linear Shower Drain with Flange is a sealed and integrated drainage system that comes ready to install. Offering a decorative solution to standard shower plumbing fixtures, this a sleek, sophisticated looking drain is the perfect combination of form and function.

- Stainless steel linear drains.
- Blue flange in polyethylene (PE) film; polypropylene (PP) nonwoven fabric.
- Waterproof.



FEATURES

- Size: 4 x 4"
- Material: Stainless Steel
- Waterproof
- Gasket drain
- Fabric Flange
- Hair & Debris Strainer



SQUARE SHOWER
DRAIN SQUARE GRID
WITH FLANGE

110561

FEATURES

- Size: 24 x 5-5/16 x 3-1/8"
- Material: Stainless Steel
- Waterproof
- Gasket drain
- Fabric Flange
- Hair & Debris Strainer



LINEAR SHOWER DRAIN
SQUARE GRID WITH
FLANGE

110562

FEATURES

- Size: 36 x 5-5/16 x 3-1/8"
- Material: Stainless Steel
- Waterproof
- Gasket drain
- Fabric Flange
- Hair & Debris Strainer




LINEAR SHOWER DRAIN
SQUARE GRID WITH
FLANGE

110563

FEATURES

- Size: 48 x 5-5/16 x 3-1/8"
- Material: Stainless Steel
- Waterproof
- Gasket drain
- Fabric Flange
- Hair & Debris Strainer



LINEAR SHOWER DRAIN SQUARE
GRID WITH FLANGE

110564

SHOWER DRAIN TILE-IN WITH FLANGE

PROVIDES WATERPROOFING AND VAPOR CONTROL



WATERPROOF LINEAR SHOWER DRAIN TILE-IN WITH FLANGE

The Tooltech® Xpert Linear Shower Drain with Flange is a sealed and integrated drainage system that comes ready to install. Offering a decorative solution to standard shower plumbing fixtures, this a sleek, sophisticated looking drain is the perfect combination of form and function.



110566

- Stainless steel linear drains.
- Blue flange in polyethylene (PE) film; polypropylene (PP) nonwoven fabric.
- Waterproof.



FEATURES

- Size: 24 x 5-5/16 x 3-1/8"
- Material: Stainless Steel
- Waterproof
- Gasket drain
- Fabric Flange
- Hair & Debris Strainer

SQUARE SHOWER DRAIN GRILL GRID



188049

- Size: 4 11/16in x 4 11/16in (118.9mm x 118.9mm)
- Stainless steel material.
- Style: Grid Grill.
- To use as a replacement drain for 110545 or with any XPS foam tray with the same drain type.
- Includes: drain, adapter, gasket, grill grid and hair strainer.

WATERPROOF XPS FOAM SHOWER CURB

Tooltech® Xpert Shower Curb is made out of XPS Foam.

It's perfect for easy, faster and water tight installation.

FEATURES

- Size: 4 x 4½ x 60"
- Color: Blue
- 1/2" Notched Ends with Plug
- Waterproof
- Material: XPS Foam Board



110560

◀ Notched for easy insulation of shower stall curb



Tooltech® Xpert XPS Foam Niches are a perfect way to create extra space for a multitude of shower products or individual decorating ideas. Their prefabricated aesthetically pleasing designs come in a multitude of styles/sizes and are quick and easy to install.

XPS FOAM SHOWER NICHE

PROVIDES WATERPROOFING AND VAPOR CONTROL



110581



XPS FOAM SHOWER NICHE

FEATURES

- Size: 12 x 12"
- Dept: 3-1/2"
- Material: XPS Foam

110582



XPS FOAM SHOWER NICHE
WITH ONE PREFABRICATED XPS
FOAM SHELF

FEATURES

- Size: 12 x 20"
- Dept: 3-1/2"
- Prefabricated XPS foam shelf

110583



XPS FOAM SHOWER NICHE
WITH TWO PREFABRICATED
XPS FOAM SHELF

FEATURES

- Size: 20 x 29"
- Dept: 3-1/2"
- Prefabricated XPS foam shelf

SCREWS



169822

Tooltech® Xpert Stainless Steel Screws and Washers are used to quickly fasten Tooltech® Xpert XPS Tile Foam Backer Boards to the supporting studs.

FEATURES

- Material: Stainless Steel
- Flat Head Phillips Screws #8 x 40mm
- Quantity: 100 pieces.

BACKER BOARD WASHERS



169823

Tooltech® Xpert Stainless Steel Screws and Washers are used to quickly fasten Tooltech® Xpert XPS Tile Foam Backer Boards to the supporting studs.

Washers should be recessed in the board slightly and covered with Single Sided Butyl Tape for a watertight installation.

FEATURES

- Spacing for installation at 16 in. horizontally and 12 in. vertically
- Material: Stainless Steel
- Size: 32mm Diameter
- Quantity: 100 pieces

SINGLE SIDED BUTYL TAPE



169824

The Tooltech® Xpert Single Sided Butyl Tape is an extremely versatile, self adhesive solution for sealing shower enclosures, pipes, vents and other elements. Easy to apply and highly workable, its gray rubber material quickly adapts to the shape of the surface to which it is being applied, creating a watertight seal.

Designed to work with Tooltech® Xpert's Stainless Steel Screws and Washers, it will maintain its elasticity even in cold environments.

FEATURES

- Use with XPS foam series.
- Superior seal and flexibility.
- Self-adhesive even at low temperatures.
- Roll Size: 8 cm x 5 m (3-1/8" x 16')
- Thickness: 0.08 cm
- Color: Dark Gray